



Broxtowe  
Borough  
COUNCIL

Broxtowe Borough Council


# Own Operation Carbon Emissions

Reporting Year:

1 April 2023 - 31 March 2024

## Carbon footprint by emission source for year 2023/24

2023 - 2024  
Carbon footprint  
**2,343 tCO<sub>2</sub>e**  
**1%** REDUCTION  
Performance compared to previous year




**Gas**

**43%**  
of total emissions

1,014 tonnes of Carbon

**↑ 1.8%**  
on previous year




**Fleet and machinery**

**35%**  
of total emissions

812 tonnes of Carbon

**↑ 0.2%**  
on previous year



**Electricity**

**18%**  
of total emissions

432 tonnes of Carbon

**↓ 1.4%**  
on previous year



**Losses due to electricity T & D\* (Buildings)**

**2%**  
of total emissions

37 tonnes of Carbon

**↓ 9.8%**  
on previous year




**Business travel**

**2%**  
of total emissions

43 tonnes of Carbon

**↔ NA**  
on previous year



**Vehicle fleet (EV)**

**<1%**  
of total emissions

5 tonnes of Carbon

**↔ NA**  
on previous year

## Highlights:



**Largest GREEN FESTIVAL to date.**

**3,000 trees** across the Borough.

Since launched over **2,700** residents have signed up to **greenrewards**

Over **1,200 EPCs completed** on the Council's housing stock to gather data for developing a retrofit strategy.



Hosted the **Youth Climate Action Week 2023** with activities across the Borough completed.



\*Transmission and distribution (T&D) is associated with grid losses (the energy loss that occurs in getting the electricity from the power plant to the organisations that purchase it). Utility data has been estimated.